


Neerim South Primary School



Foundation 2024 Information Book

Neerim South Primary School

Principal: Ms Jennifer Prout

180 Main Neerim Road, Neerim South

Phone: 5628 1254

Email: neerim.south.ps@education.vic.gov.au

Website: www.neerimsouthps.vic.edu.au

Facebook: <https://www.facebook.com/neerimsouthps/>

Term Dates 2024

Term 1: Monday 29th January teachers commence Term 1.

Wednesday 31st January **students commence** to Thursday 28th March

Term 2: Monday 15th April to Friday 28th June

Term 3: Monday 15th July to Friday 20th September

Term 4: Monday 7th October to Friday 20th December

Each year government schools are provided with four student free days for professional development, school planning, administration, curriculum development and student assessment and reporting purposes. The remaining student-free days are yet to be determined by the school. You will be advised during the year when this will take place.

WELCOME

I am pleased, as Principal of Neerim South Primary School, to welcome you as parents of children commencing in Foundation in 2024. Some of you are "old hands", having already experienced starting a child or children at school. Some of you will be commencing your first partnership with a school, with your first child commencing at Neerim South in 2024.

At Neerim South Primary, we try to make the experience as personal as possible. As a school of approximately 150 students, we are small enough to know every child individually. The children have a number of opportunities to visit the school as part of our transition programs so that they will be better prepared to commence next year. In 2016 we introduced 'Fly into Foundation', a pre-foundation skills based program to further support students in their transition to our school. This popular program is only for students enrolled at NSPS and runs weekly, commencing in Term 3, on Friday 28th July 2.00pm - 3.00pm until the end of November.

We have a whole school "Your Chance to Share" session early in February 2024 to enable you to be introduced to the school and to seek any additional information you require for a smooth transition for your child into the school. However, if you have any queries, at any time, please feel free to contact us by phone or email. You are also welcome to call into the school office or make an appointment to talk to your child's teacher.

Partnership is a vital part of your relationship with the school. We believe that the task of educating your child is a partnership between the family and the school. If we attempt to work in isolation, we do not maximise the educational opportunities for our children.

There will be many opportunities for you to be involved in your child's education. I encourage you to take up these opportunities when they arise. Research clearly shows that where children see their parents actively involved in their school, their own attitude to schooling is much more positive. There is an expectation from the government that the school community takes ownership of its local school and supports it through personal involvement in the life of the school and its community.

Finally, communication is essential for this partnership to work. The school newsletter emailed fortnightly to families, our Facebook page, Compass Connect, parent/teacher discussions, individual diaries, student reports and parent information nights are some of the ways in which we communicate with each other. If you have any queries or concerns, please speak to us as soon as possible so that they can be resolved.

Once again, welcome to Neerim South Primary School.



Jennie Prout

Principal

**Parent support has a HUGE impact
on students in schools!**

Table of Contents

Beginning of the year.....	4
First Day of School.....	4
What to bring.....	5
General Information	6
School communication	6
Sick or injured children.....	7
Insurance	7
Medicines at school	7
Compulsory school uniform	8
School uniform suppliers	9
Lunch treats	9
School Council	9
Parents and friends association	9
Preparing your child for school	10
For parents	10
For your child	10
The trip to school	10
Supporting your child at school	11
Speaking and listening	11
Reading	12
Writing	13
Mathematics	15

Beginning of the Year

First day of School

What is my first day?

The first day of Term 1 in 2024 for all children is Wednesday the 31st of January.

What time do I start?

You will need to arrive at school between 8:45am and 8:55am.

What time do I finish?

Students are dismissed at 3:15pm and are to be collected by their parents/carers or an adult authorised by the parent (unless travelling by bus or in After School Care). Please notify the teacher if another adult is picking up your child.

What will I wear?

Neerim South Primary School has a compulsory uniform. You will find the details of this on page 9.

What will I eat?

In the school day we provide three separate times for eating. Early morning we enjoy fruit, followed by lunch at 11:30am and lastly recess at 1:45pm. Ensure you pack a reasonable amount of lunch and a drink bottle. Each Friday, IGA donates fresh fruit for our Foundation to Year 2 students.

Do all Foundation students have Wednesdays off?

During the first six weeks of Term 1, Foundation students are not required to come to school on Wednesdays. This will help them adjust to school life and allows the teacher to administer the required Foundation Entry Assessment (FEA) tasks.

- Please ensure you child's name is on all of their belongings.
- Bring your child to their classroom at 8:50am. The teacher will meet you and help them with their bag.
- Once your child has gone into the room, please say goodbye and leave them. This will help your child settle.
- When you leave your child on their first day, you are invited to come to the staffroom to meet the other parents. Tea, coffee and biscuits supplied.

Beginning of the Year

What Your Child Needs to Bring

School Bag

It is essential that your child has a clearly named school bag. The bag needs to be large enough to fit in a lunch box, drink bottle, satchel, windcheater and a spare change of clothes. Backpacks are the best for both your child and for hanging on hooks. NSPS backpacks are for sale at the school office for \$50.00.

Satchel

A satchel is part of your child's booklist. This will be used to carry library books, diary, reading books and notices between school and home.

Diary

A diary is also part of your child's booklist. This will be used as a daily communication tool between home and school, as well as recording nights reading.

Snack and Lunch

As detailed on page 3.

School Hats

As part of our SunSmart Policy, it is a requirement that students wear hats when the UV rating is 3 or above. Students are encouraged to wear sunscreen on days of high UV.

Footwear

Your child must wear strong, safe footwear to school. Thongs, open toe sandals and scuffs are not acceptable. Shoes should be black, flat-heeled shoes, runners or closed toe sandals. Ensure your child can manage their footwear eg. shoes with Velcro are easier than lace-ups. Socks or tights are to be worn at all times.

Spare clothing for your child

We ask that all children have spare clothes including underwear and socks in their bags.

General Information

School Communication

Notices

Read any notices that come home from the school and share these with your child. We try as much as possible to use email as the first choice of communication. Please advise of any change in your details to avoid missing important notices and events.

School Functions

The school will have a variety of functions throughout the year ranging from information sessions to working bees and fundraisers. Please support these school functions by attending if you are available.

Teachers

At NSPS we value communication between home and school. Make yourself known to your child's teacher and offer your help if you desire to assist the teaching team in a voluntary capacity. If you have any concerns at any time please contact your child's teacher to make an appointment so that we can act on any issues raised quickly. Teachers are happy to speak to you about your child, but **please be aware that their first priority is to their students between 8:50am and 3:20pm so an appointment time outside these hours is required.** I'm sure you will understand that it is impossible for the teacher to adequately discuss concerns during class time. Notes in diaries can be a useful source of communication between families/school for minor issues/news.

Newsletter

The school newsletter is published fortnightly on a Thursday and is emailed to families, posted on Compass and our Facebook page. The newsletter deals with important dates and items of interest to all families and we encourage you to read and provide feedback if necessary. We also post on our Facebook page, we ask that you refrain from commenting on this page.

Compass Connect

NSPS is using Compass Connect to encourage important skills like working hard, participating and following school values. We'll also use it to communicate with you as we can instantly share message, updates and photos from each class. It's the easiest way for you to see how your child(ren) is/are doing at school and to get in touch with teachers. We would like all families to join and sign up for Compass Connect!

Written Reports

A written report regarding your child's progress will be sent home twice a year in June and December. Parents will also have the chance to discuss their child's progress with the teacher at parent/teacher discussions and student led conferences.

General Information

Foundation Entry Assessment

Foundation Entry Assessment tasks will be administered to Foundation students during Term 1. This will assist teachers to ascertain prior experiences of the children and will inform future planning.

Sick or Injured Children

If your child is sick or injured, the school will contact your family (or the person you have nominated as your emergency contact on the enrolment form) if you cannot be contacted.

Please ensure we have up to date contact information for your family and any change in family circumstance, eg. address or telephone numbers, email address, a change in living arrangements, etc.

Insurance

Parents and carers are generally responsible for paying the cost of medical treatment for injured students, including any transport costs. Most medical costs will be refundable by Medicare. If you are a member of an ambulance or health insurance fund, you may also be able to claim transport or other expenses from the fund. If an ambulance is called at any time by the school then the cost is borne by the parents. Low cost 24/7 insurance policies are available from most insurance companies.

Please be aware that:

The Department of Education and Training (DET) does not hold accident insurance for school students.

Medicines at School

The school policy on medicines is that school staff will only give medication to your child when written authority is received. Parents must sign an authorisation form before staff are allowed to administer the medication. Medication should be in the original bottle or container clearly labelled with the name of the student, dosage and time to be administered, expiry date and storage requirements.

Children on regular medication for conditions such as asthma must give the school an Asthma Management Plan authorised by your child's doctor before the medication can be administered on a regular basis. Students who have puffers should carry them at all times. It is a parent's responsibility to provide the school with an updated plan each year.

General Information

Compulsory School Uniform

The Compulsory School Uniform for all students must include each of the following items (listed as 1 – 5):

1. A royal blue top.
2. Navy or royal blue bottom.
3. Black flat heeled shoes, runners or sandals with covered toes.
4. SunSmart compliant hat.
5. Socks or tights.

A Royal Blue Top (Choose from one or more of the following):

NSPS royal blue polo shirt with short or long sleeves (Unisex)

NSPS royal blue windcheater or polar fleece (Unisex)

NSPS royal blue wind jacket (Unisex) *optional*

NSPS multicolour check tunic

NSPS royal blue gingham dress

NSPS royal blue vest (Unisex) *optional*

Navy Blue Pants

NSPS navy shorts (Unisex)

NSPS navy tracksuit pants (Unisex)



School Uniform Suppliers

Beleza Pty Ltd, Shop 1 Williams Square, Warragul, telephone: 5622 2930.

This is the authorised supplier of our uniform.

If parents wish to purchase items as described above in the same colours from another supplier, this is also acceptable. Tops MUST cover the shoulders for sun protection and MUST have a collar and sleeves.

General Information

Second-hand Uniform Shop

The second-hand uniform shop managed by our Parents and Friends group has many items at low prices. Uniforms can also be sold through the second-hand uniform shop. Contact the school office on 5628 1254 for more information. We encourage you to donate clean, good condition items. If you would like to swap smaller sizes for larger ones, this is also encouraged.

Lunch Treats

Homestyle lunches are available on Fridays from the canteen in the Orana Centre. If you can help out any Friday morning with the preparation of lunch treats, please sign in at the office. We would love your support! A Working with Children Check is required. The menu is available on the app. Jemma Baker (a parent) prepares the food onsite and is happy to cater for any dietary requirements. Orders are to be made by 7pm Thursday evenings via the my school tuckshop app:

<https://myschoolconnect.com.au/dashboard>

School Council

School Council consists of the Principal and elected parent and teacher representatives. The role of School Council is to oversee the complete running of the school including establishing policies, approving the budget and the expenditure. Council meets on the third Monday of each month at 6.30pm except during school holidays.

Parents and Friends Association

Our Parents and Friends Association organises social and fundraising activities for the school. They also provide a service for the students to buy gifts at the Mothers' Day and Fathers' Day stalls. They donate profits to the school to help provide much needed resources such as library books, computers and playground equipment. Everyone, including toddlers, are most welcome to come along and help out with the activities.

See details in the Newsletter for upcoming meetings and events. New faces are always welcome, so if you have the time, come along to a meeting and find out how you can become involved.

Preparing Your Child for School

Parents

You are your child's first, and most important, teacher. You now have others who are dedicated to your child's on-going education. Your attitude to the school will influence the child, so be positive. Reinforce that school is a happy place by your words and actions.

Your Child

To best support your child, please ensure they can complete some of these:

- ☺ Say their own name and address.
- ☺ Recognise their belongings.
- ☺ Recognise and write their name. *When you name their items, please start their name with a capital letter and then follow this with lower case letters, e.g. Dylan Smith. See page 14 for the writing style the children will be learning – the font is called Vic Modern Cursive.*
- ☺ Go to the toilet and adjust clothing.
- ☺ Wash hands after going to the toilet.
- ☺ Manage zips and buttons.
- ☺ Put on and take off their own shoes.
- ☺ Get in and out of clothes such as art smocks.
- ☺ Use a tissue.
- ☺ Cough or sneeze into their arm.
- ☺ Open and close lunch box, containers and drink bottles.
- ☺ Pack and unpack school bags.




As all children are different, not all children will have learnt all these things. The important thing is to show them how to do these things, but don't pressure them if they cannot manage all of them.

The Trip to School

Before your child starts school, practice the trip to and from school a few times so your child is familiar with the route. Make sure your child follows the road safety rules including:

- ☺ Travel directly between home and school.
- ☺ Stop and look both ways before crossing the road.
- ☺ Stay on the footpath.
- ☺ Use the school crossing correctly.
- ☺ Never run from behind parked cars.
- ☺ Never accept rides from strangers.



Lunches

Have a few 'school lunches' at home with your child before they start school. Make sure they know the difference between their lunch and recess. Make sure you wrap them separately. Also make sure your child can unwrap their food and open their drinks by themselves.

Supporting your child at school

Speaking and Listening

Encourage your child to exchange greetings and farewells in various situations, such as making friends and introducing themselves, e.g. "Hello, I'm Jane. What's your name?"

Show your child how to use the telephone. Teach them what to say when they answer the telephone and how to take a message.

Sing jingles, rhymes and songs. Say poems and chants together. Read favourite rhymes and stories aloud with lots of expression in your voice.



Practise following directions and giving instructions, e.g. cooking, using make and do books.

Encourage your child to experiment with voice intonation and expression. Role-play characters from favourite stories, e.g. re-enacting story time at school. A few dress up items will help.

Provide a range of toys and materials that will encourage talk and description, e.g. blocks, play dough, jigsaws, soft toys. Ask the question, "What have you made?"

Ask questions about events and allow time before expecting a response, e.g. "What did you do today? Did you have show and tell?" Encourage your child to ask questions to find out things.

Listen to taped stories with read-along books. Tape your own stories and retellings, make your own books to go with them.

Play listening and speaking games, e.g. "I spy".

Compare the way in which we speak to others in formal and informal situations, e.g. show and tell, playing with friends, meeting new adults.

Share retelling of events, promoting sequence and accuracy, e.g. "What happened after that? What was the next thing you did?"



Suggest ideas for show and tell and encourage a rehearsal of what your child will say and do.

Encourage your child to wait for an appropriate time to speak. Discourage interruptions.

Model standard speech and encourage your child to attempt appropriate patterns, e.g. "I go park." "Yes, we will go to the park."

Supporting your child at school

Reading

Make a routine for reading together. Share books brought home from school or old favourites from your own collections.

Talk about the book. Use the pictures to predict what it is going to be about. Ask your child to make suggestions.

Provide reading materials that are about the interests and experiences of your child and your family.

Join the local library.

Locate signs, read recipes, junk mail, packets, boxes and other household items.

Give books for gifts or treats. Select books with rhyme, rhythm, repetition and predictable ideas.

Read old favourites again and again to promote familiarity and confidence. Encourage your child to read them to you.

Display an interest in reading. Let your child see you reading, e.g. newspapers, phone books, magazines, novels.

Discuss the parts of the book. "Show me the cover. Where is the title? Do you know the name of the person who wrote the book? Can you show me where their name is?"

Talk about the author. Read books by the same author. Try to find things that are similar about the books.

Explore the pictures in books to decide where the story is taking place. Compare events and places with those in your own lives, e.g. "What would you do if you were the person in the book?"

Read aloud together and look for the clues to tell how to say what is written, e.g. 'talking marks', **bold print**, *italics*, (brackets).

Show your child that writing makes sense. Tell them what to do when the meaning isn't clear:

- Re-read a tricky section
- Look for information in the pictures
- Have a go at unknown words

When your child is reading, please don't hide the pictures. Pictures help the child "read" and give your child confidence in the reading process.



Supporting your child at school

Writing

Provide a range of materials to encourage writing, drawing and publishing, e.g. pencils, markers, paper, scissors, paste, old magazines.

Write together by making a shopping list and encouraging your child to make their own list. When you write to family and friends, encourage your child to add a piece to cards, letters and messages.

Explore the various ways in which we write, e.g. 'Can you write some directions for me so I can make a dinosaur like yours?'

Read and write your own maps, posters and information brochures to show the different ways of writing.

Discuss various types of writing in the books you have at home, e.g. "This book gives us information. This one is a funny story. Can you find the speech balloons in this book?"

Experiment with the way written language works by reading and writing out familiar poems, songs and rhymes.

Praise all attempts at writing and spelling. Talk about what your child has written. Have your child point to the writing and talk about the message it carries.

Demonstrate how you write by recording the message too. Explain what you are doing as you write, e.g. "I start my writing on this side of the page. I'm making gaps between the words. This is what I want to say."



Let your child observe what you do when you try to spell unknown words, e.g. say it, write it down, try again, check it with a friend or in a dictionary or word book.

Ask your child to read their work to other people such as a friend or neighbour.

Look for your child's work in class books that are brought home to share.

Identify letters and words around you. Play with letters of the alphabet, find letters and words in magazines that are of significance, e.g. "That letter is in your name. That's the way you spell my name."

Strengthen fingers by using Lego, pad locks, treading beads etc to support writing.

Vic Modern Cursive is the font that students will learn at NSPS. Please do not teach them any other writing style. We do however, encourage recognising different styles in books. The following page is each letter in Vic Modern Cursive.

Supporting your child at school

Writing

a b c d e f g h i j k l m

n o p q r s t u v w x y

z

A B C D E F G H I J K L

M N O P Q R S T U V

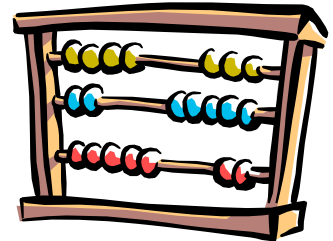
W X Y Z

Supporting your child at school

Mathematics

Look for, and involve your child in the everyday use of Maths such as:

- counting groups of objects
- counting our money for lunch orders and fundraising
- measuring ingredients when cooking
- planning events using a calendar
- estimating and timing the length of car trips
- sorting toys, buttons, etc.
- following directions



Talk about what happens:


- at different times of the day
- on each day of the week
- during months of the year

Practise counting a variety of objects.

Practise counting and start at different numbers.

Play games such as:

- Snakes and Ladders
- card games like snap or Uno
- Trouble



Go on a number hunt, for example house numbers, calendars.

Do jigsaw puzzles.

Use Lego and other materials to build structures.

Help them to notice similarities/differences between things.

Turn Maths into a story.